

# LOGGER DAY CHALLENGE

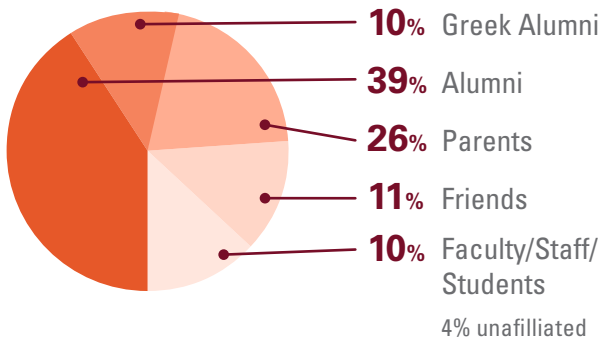
DOLLARS:

**\$438,985**  
(more than ever before!)

DONORS: **1679**

## YOUR 2022 IMPACT BY THE NUMBERS

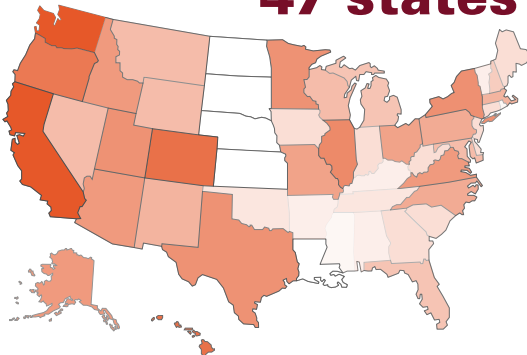
1,679 DONORS



PARTICIPATION BY CLASS:

- **69 CLASSES** REPRESENTED
- **EARLIEST CLASS: 1955**
- **HIGHEST PARTICIPATION: 2005**  
(29 DONORS, \$5,840)
- **5 OF THE TOP 10 CLASSES** GRADUATED IN THE LAST DECADE  
(2013, 2023, 2014, 2016, 2020)
- **ALL OF THE TOP 10 CLASSES** GRADUATED AFTER 2000 (2005, 2002, 2004, 2013, 2023, 2000, 2010, 2014, 2016, 2020)
- **ALL CURRENT CLASSES** PARTICIPATED (2022, 2023, 2024, 2025)
- **HIGHEST DOLLARS: 1979**  
(\$101,760)


WHERE IN THE WORLD  
**47 states**



State with highest participation:  
**WASHINGTON**  
**683 DONORS**  
(followed by California with 338)

THE PUGET SOUND FUND HIGHEST PARTICIPATION BY GIFTS:

- Area of Greatest Need – **560**
- Financial Aid – **224**
- Academic Programs – **73**
- Student Life – **58**
- Faculty Support – **38**
- Campus Enrichment – **10**



REGISTERED GIVECAMPUS ADVOCATES:

- 46** advocates
- 28** participation and gift matches
- \$146,820** matched dollars

ATHLETIC HIGHEST PARTICIPATION:

- Football**  
Donors (121)
- Men's Baseball**  
Dollars (\$30,610)

**5,321+ SOCIAL INTERACTIONS • THANK YOU!**

