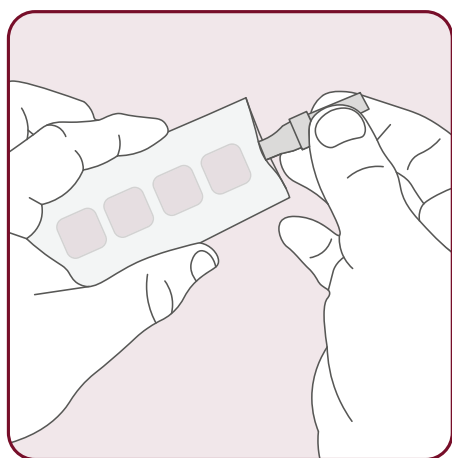


Puget Sound COVID-19 Pooled Testing Protocols Student Instructions

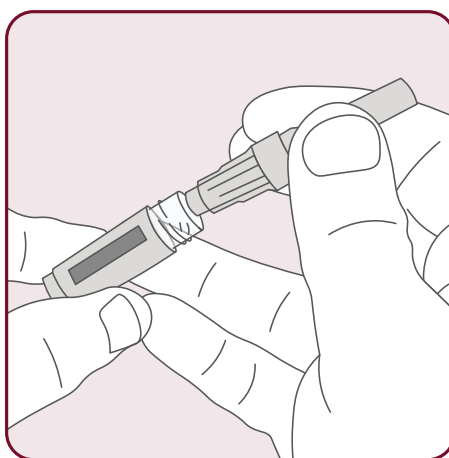
How To Collect and Submit Your Sample

Step: 1 **DO NOT** eat, drink, smoke, chew gum, or brush your teeth at least **30 minutes** prior to testing. **DO NOT** use mouthwash for at least **two hours** prior to testing.



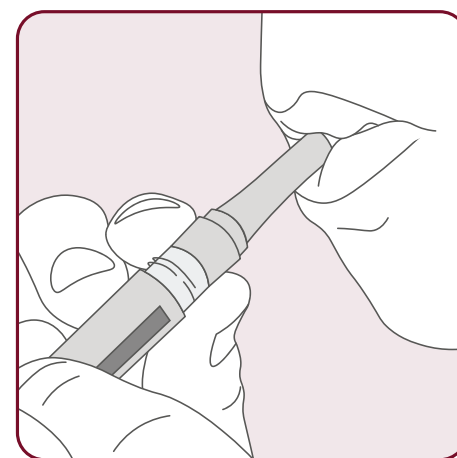
Step: 2

Open the straw pouch and remove the straw.



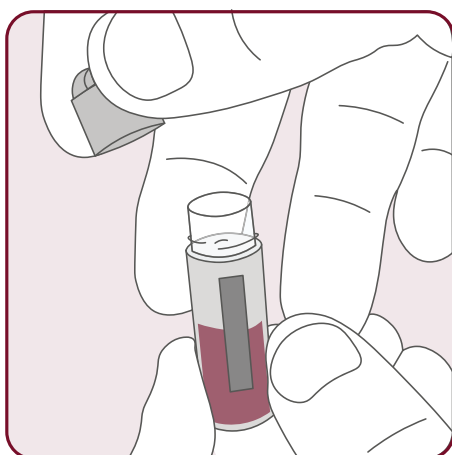
Step: 3

Unscrew the tube cap and insert the narrow end of the straw into the tube.



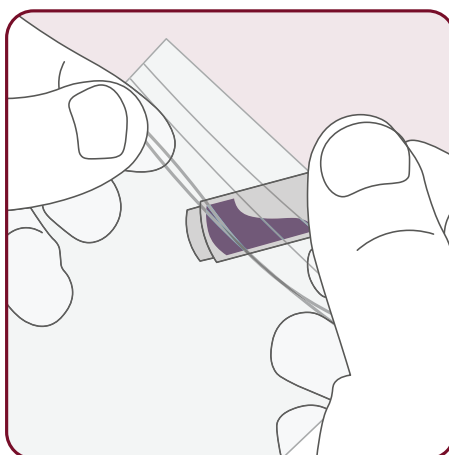
Step: 4

Pool saliva in your mouth and let it fall through straw into the tube. Do not blow forcefully to avoid bubbles.



Step: 5

Make sure the tube is filled at least halfway, then remove and discard the straw and securely cap the tube.



Step: 6

Wipe the tube with the alcohol wipe provided, and place your tube in the collection tray for your testing pool.

